

Bed with lateral tilting VOLTEA

Hospital bed for critical care

Easy handling

Sections adjustment through movement management software, that allows the correct positioning of patient once the auto-contour option is adjusted, avoiding the sliding of the patient to the foot part of the bed.

All the adjustments of the bed (sections, height, lateral tilting, trendelenburg / reverse trendelenburg) are accomplished by low tension electric motors, complying with EN 60601-1 normative.

Automatic stop of the backrest to 30° to improve pulmonary ventilation. Independent foot angle from knee angle by mechanical activation of 5 positions, providing a greater ergonomics.

Cardiac chair position to provide a more comfortable patient stay.

LATERAL TILT POSITION: By changing patient position, it allows to apply pulmonary therapies based on several medical studies and scientific articles. This technique is highly beneficial for respiratory function, contributing to the reduction of risks of respiratory infections. The technique of lateral tilt of the bed improves the relief and the treatment of pressure ulcers, through postural change and the consequent continuous distribution of morbid weight of patient, avoiding the occlusion of the weaker blood capillaries. Furthermore, the lateral tilt position facilitates ventral decubitus maneuvers for exam, treatment and cleaning procedures of patients.

Centralized braking system and steering facility. Plastic covered anti-static castors of Ø150 mm that allow a better mobility of the product when it is subjected to heavy loads.

Controls with pictograms for an easy use.

Nurse control panel is much more than a simple bed supervisor functions and movements, It is a system that incorporates all the predetermined functions of bed movement that may require by the hospital nurse and health operators.

Some of the most important and innovative functions are:

- Battery charge indicator
- Signal indicator when the bed is connected to the power supply
- Maintenance needs indicator
- Functions locking system with indicator. Functions can be locked individually or in a simultaneous way through "STOP" button.
- Emergency Trendelenburg activation
- CPR emergency activation
- Cardiac chair position
- Examination position
- Trendelenburg / reverse trendelenburg positions
- Angle indicator of each section and trendelenburg / reverse trendelenburg positions
- Gel battery of 200 cycles in continuous use.

Optional: integrated scale with weighing system incorporated into the structure, composed of four weight sensors (certified load cells) placed on each corner of the bed, that ensure the accuracy on weight measurements at any position of the bed.

TECHNICAL DATA

Technical features

| | |
|-------------------------------------|---------------|
| Overall dimensions | 2130 x 960 mm |
| Patient surface dimensions | 2080 x 870 mm |
| Height adjustment | 470 - 780 mm |
| Backrest angle | 70° |
| Legrest angle | 32° |
| Maximum safe working load | 250 kg |
| Backrest plane auto regression | 110 mm |
| Legrest plane auto regression | 70 mm |
| Trendelenburg/reverse trendelenburg | ±16 |
| Lateral tilt | +15°/-15° |
| Weight without accessories | 180kg |

Electric features

| | |
|---------------------------|-------------------|
| Power supply | 230-110V/50-60 Hz |
| Maximum current intake | 1,6A, 370 Volt. |
| Protection indicator | IP 66 |
| Class of protection | Class I |
| Electric shock protection | Type B |
| Maximum safe working load | 250 kg |

REV. 12/2017 NOTE: Measures and features of the presented products may be modified without prior notice

medisa
cares for you



Hospital Bed with lateral tilting
VOLTEA

Ergonomic hospital bed for critical care



Trendelenburg ±16°



Lateralización +15°/-15°



www.medical-iberica.com

Lanzahita, 6 - Pol. Ind. Albarreja - 28946 Fuenlabrada, Madrid (Spain) - Ph. +34 91 208 94 00 - F. +34 91 208 94 01

Hospital Bed with lateral tilting VOLTEA

Ergonomic hospital bed for critical care



Automatic cardiac chair position

Ergonomic design

Mattress made of four independent and detachable ABS lying sections. Useful surface 100%.

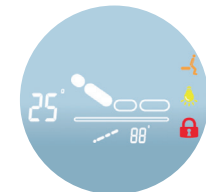
New design for headboard and footboard that improves mattress retention, with fixing system for locking that allows to detach them without tools. They are made in HDPE Medical, a high density resin, with anti-shock protection, fire retardant and with antimicrobial properties (more than a 99% of effectiveness against certain bacteria from hospital environments).

3 columns with six rods raising system, providing great stability at any position and a working load up to 250 kg.

Mattress retainers on both sides to allow a correct lying surface positioning.

Epoxy coated steel tube frame.


Scale features (optional):



Backrest section



Legrest section




Backrest and legrest sections



Trendeleburg



Reverse Trendeleburg



Height



Weight figures



Exchanging different units



Patient exit detection



Back to zero position



Automatic compensation

Comfort

Four independent split HDPE Medical side rails in accordance with standard rule EN 60601-2-52, that prevent injury risks due to patient accidental falls thanks to their high lateral coverage. Their design is adequate to avoid entrapments. They are individually detachable with gas spring assist and one hand operation. When lowered, they stay under mattress edge to allow a safe and no-gap patient transfer to a stretcher.

These side rails have an integrated angle indicator, offering a greater control of visual angulations for backrest plane and Trendeleburg / reverse Trendeleburg positions.

Controls integrated on the side rails (optional ref. CHV84) with "GO" button for safety activation and bed exit position, helping the patient to leave the bed by lowering height and leg section up to their minimum position, remaining the back section up to 70°.

Radiolucent backrest section with RX cassette holder (optional Ref. CHV26) that allows the extraction of the tray without articulating the backrest.

Integrated bed extension (± 20 cm) with linen holder or nurse panel storing location.

Double automatic anti-decubitus regression system to allow a trunk plane regression (11 cm) and leg regression (7 cm). The double auto-regression system leaves a clear space for legs and gluteus up to 18 cm. By doing so, the double auto-regression system allows a protection against bedsores.

Safety

Double led safety positioning light (green color to indicate minimum height, red when it exceeds minimum safety height), optional, (ref. CHV28)

Thermoplastic undercarriage cover to protect the bed mechanisms and to allow an easy cleaning.

Quick emergency release backrest dropping system in the event of electrical or battery back-up failure.

Anti-trapping systems with automatic motor switch off in the event of detecting any obstacle.

Height adjustment actuator fall-preventer in case of failure.

